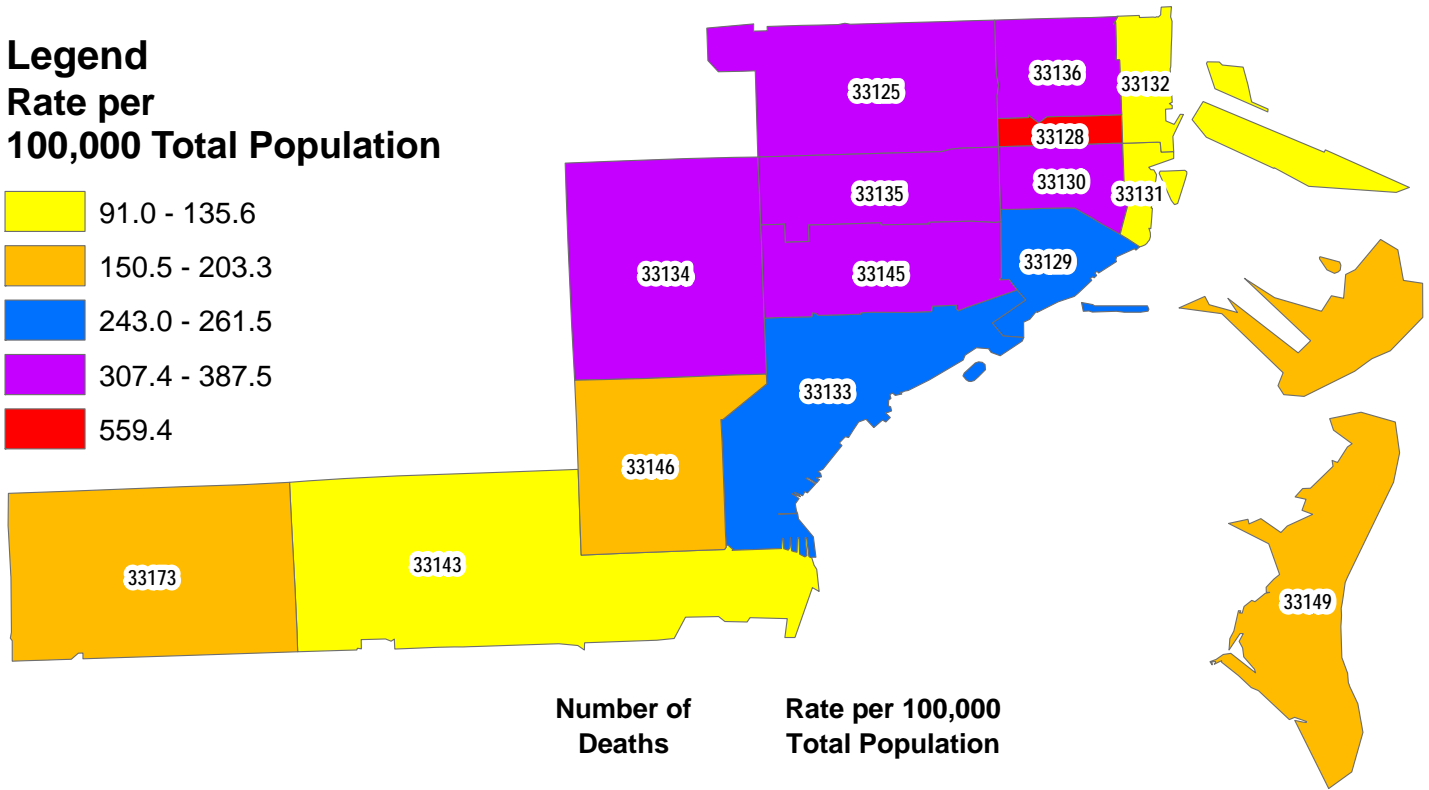



# Heart Diseases Deaths 2006

## Central Miami-Dade

### Legend

Rate per  
100,000 Total Population



	Number of Deaths	Rate per 100,000 Total Population
<b>East Central Miami-Dade</b>	<b>713</b>	<b>311.9</b>
33125	173	333.2
33128	38	559.4
33129	31	261.5
33130	70	307.4
33131	5	91.0
33132	7	105.1
33133	76	243.0
33135	142	387.5
33136	44	318.6
33145	110	365.9
33149	17	150.5
<b>West Central Miami-Dade</b>	<b>261</b>	<b>217.5</b>
33134	116	325.2
33143	43	135.6
33146	23	167.5
33173	79	203.3
<b>Total Central Miami-Dade</b>	<b>974</b>	<b>279.4</b>
<b>Miami-Dade County</b>	<b>5,426</b>	<b>220.2</b>

Sources:

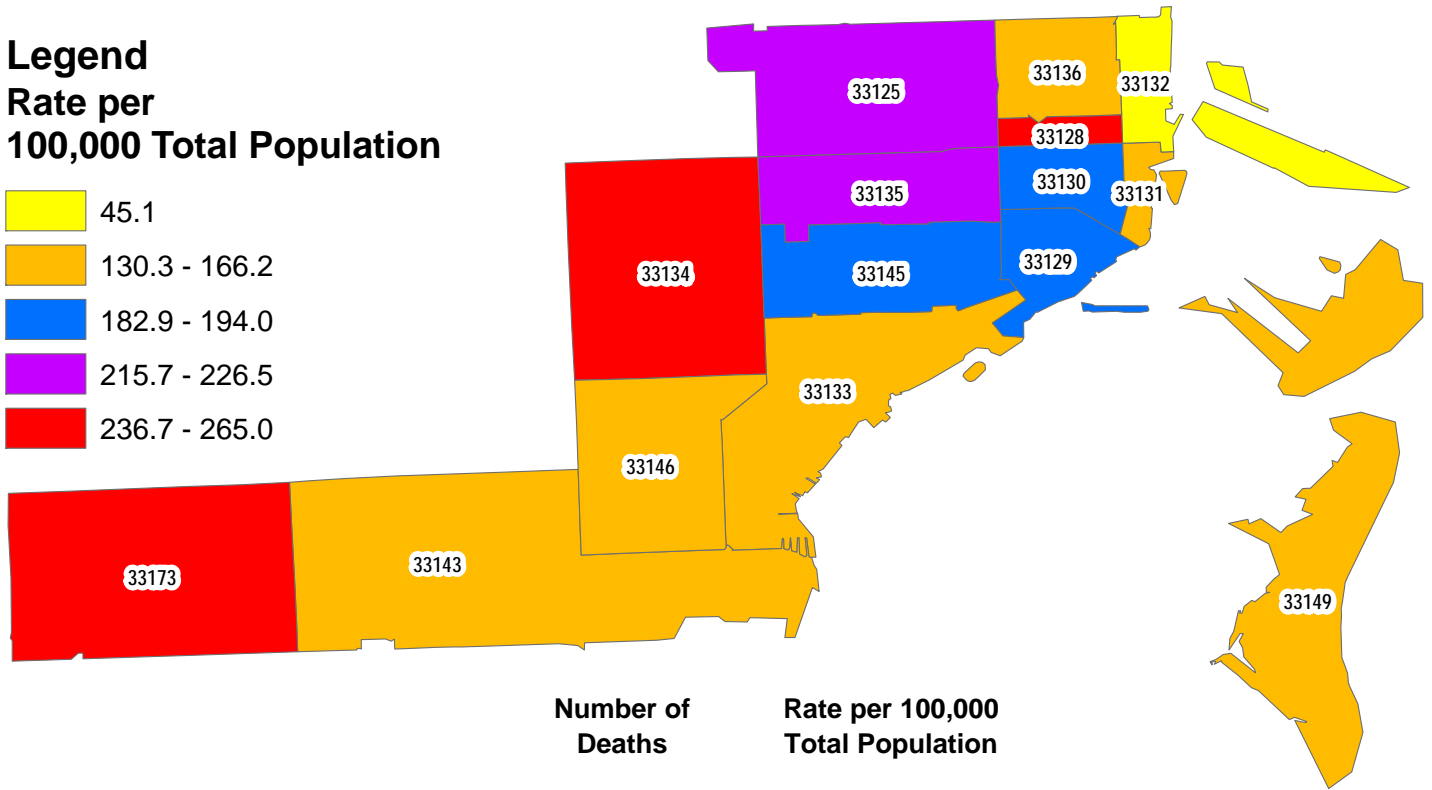

1. Miami-Dade County Health Department
2. Florida Department of Health, Office of Vital Statistics, FloridaCHARTS.com, April 29, 2008
3. Total Population - Community Sourcebook America, 2006 Edition, ESRI

# Malignant Neoplasms Deaths 2006

## Central Miami-Dade

### Legend

Rate per  
100,000 Total Population



	Number of Deaths	Rate per 100,000 Total Population
<b>East Central Miami-Dade</b>	<b>433</b>	<b>189.4</b>
33125	112	215.7
33128	18	265.0
33129	23	194.0
33130	44	193.2
33131	9	163.9
33132	3	45.1
33133	52	166.2
33135	83	226.5
33136	18	130.3
33145	55	182.9
33149	16	141.7
<b>West Central Miami-Dade</b>	<b>247</b>	<b>205.9</b>
33134	85	238.3
33143	49	154.5
33146	21	152.9
33173	92	236.7
<b>Total Central Miami-Dade</b>	<b>680</b>	<b>195.1</b>
<b>Miami-Dade County</b>	<b>4,015</b>	<b>162.9</b>

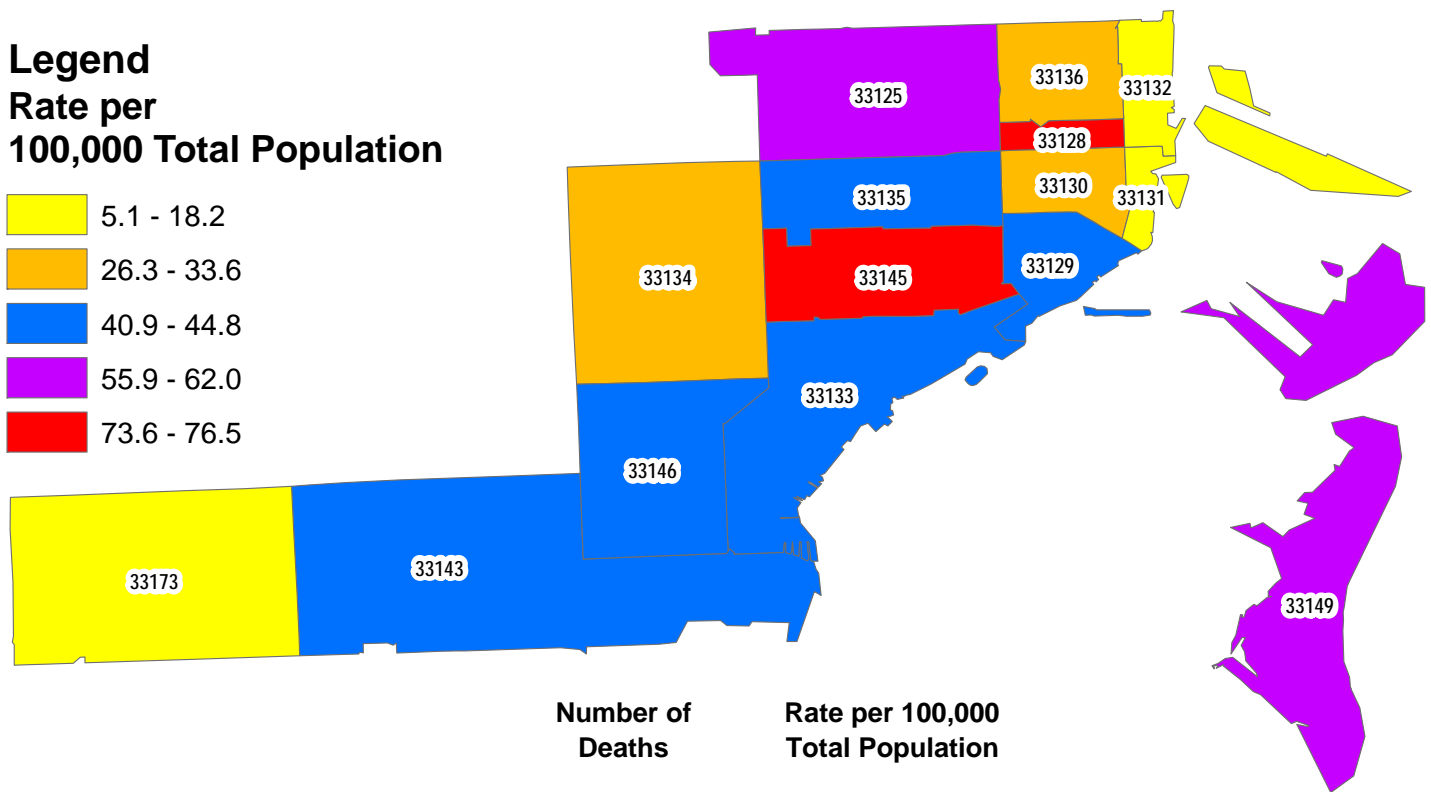
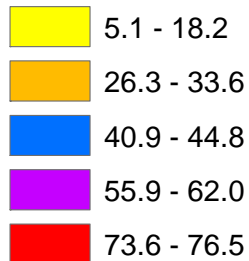
#### Sources:

1. Miami-Dade County Health Department
2. Florida Department of Health, Office of Vital Statistics, FloridaCHARTS.com, April 29, 2008
3. Total Population - Community Sourcebook America, 2006 Edition, ESRI

# Cerebrovascular Diseases Deaths 2006

## Central Miami-Dade

**Legend**  
**Rate per**  
**100,000 Total Population**



	Number of Deaths	Rate per 100,000 Total Population
<b>East Central Miami-Dade</b>	<b>110</b>	<b>48.1</b>
33125	29	55.9
33128	5	73.6
33129	5	42.2
33130	6	26.3
33131	1	18.2
33132	1	15.0
33133	14	44.8
33135	15	40.9
33136	4	29.0
33145	23	76.5
33149	7	62.0
<b>West Central Miami-Dade</b>	<b>33</b>	<b>27.5</b>
33134	12	33.6
33143	13	41.0
33146	6	43.7
33173	2	5.1
<b>Total Central Miami-Dade</b>	<b>143</b>	<b>41.0</b>
<b>Miami-Dade County</b>	<b>917</b>	<b>37.2</b>

Sources:

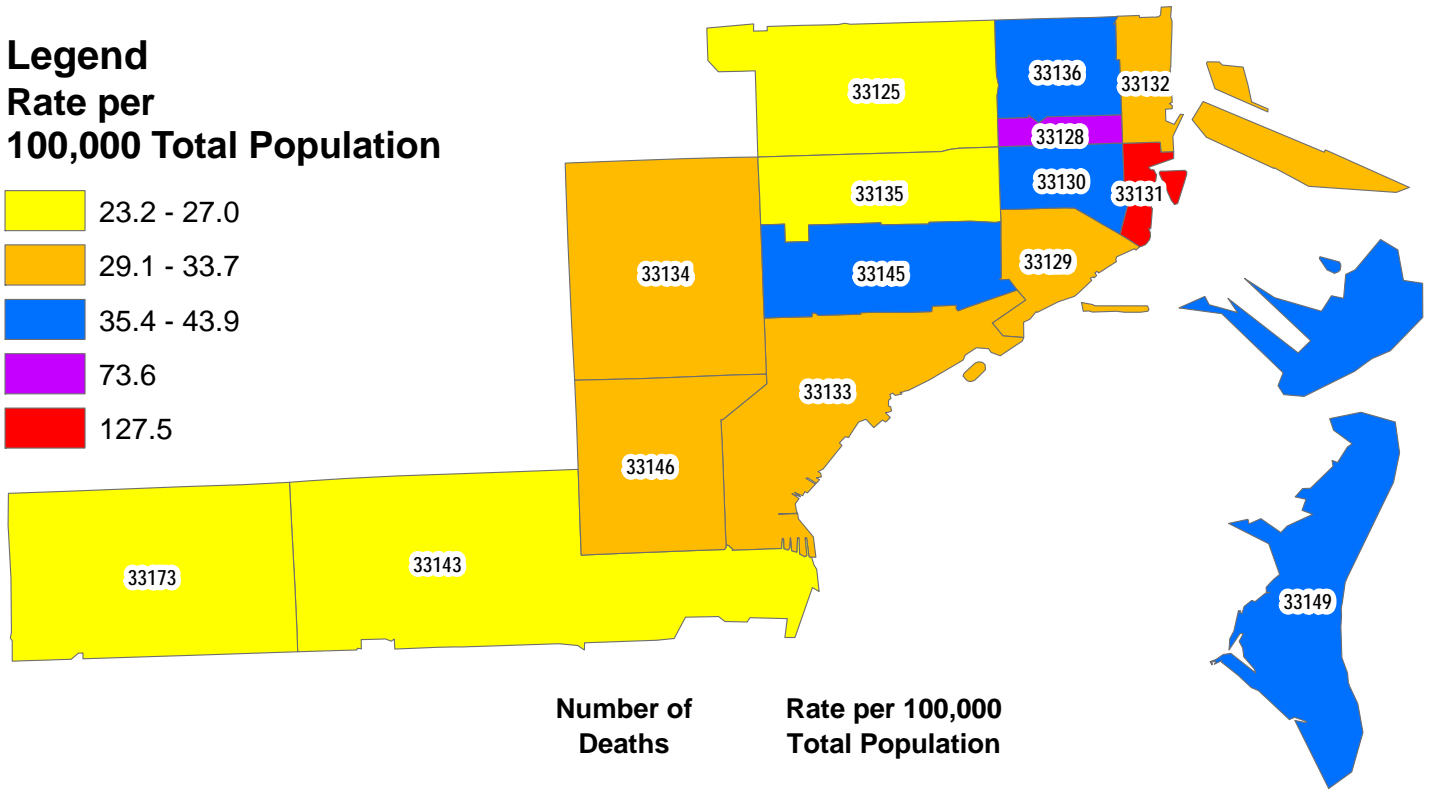
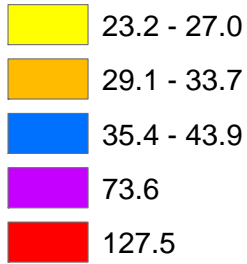
1. Miami-Dade County Health Department
2. Florida Department of Health, Office of Vital Statistics, FloridaCHARTS.com, April 29, 2008
3. Total Population - Community Sourcebook America, 2006 Edition, ESRI

# Unintentional Injuries Deaths 2006

## Central Miami-Dade

### Legend

Rate per  
100,000 Total Population



	Number of Deaths	Rate per 100,000 Total Population
<b>East Central Miami-Dade</b>	<b>82</b>	<b>35.9</b>
33125	14	27.0
33128	5	73.6
33129	4	33.7
33130	10	43.9
33131	7	127.5
33132	2	30.0
33133	10	32.0
33135	9	24.6
33136	5	36.2
33145	12	39.9
33149	4	35.4
<b>West Central Miami-Dade</b>	<b>32</b>	<b>26.7</b>
33134	11	30.8
33143	8	25.2
33146	4	29.1
33173	9	23.2
<b>Total Central Miami-Dade</b>	<b>114</b>	<b>32.7</b>
<b>Miami-Dade County</b>	<b>837</b>	<b>34.0</b>

Sources:

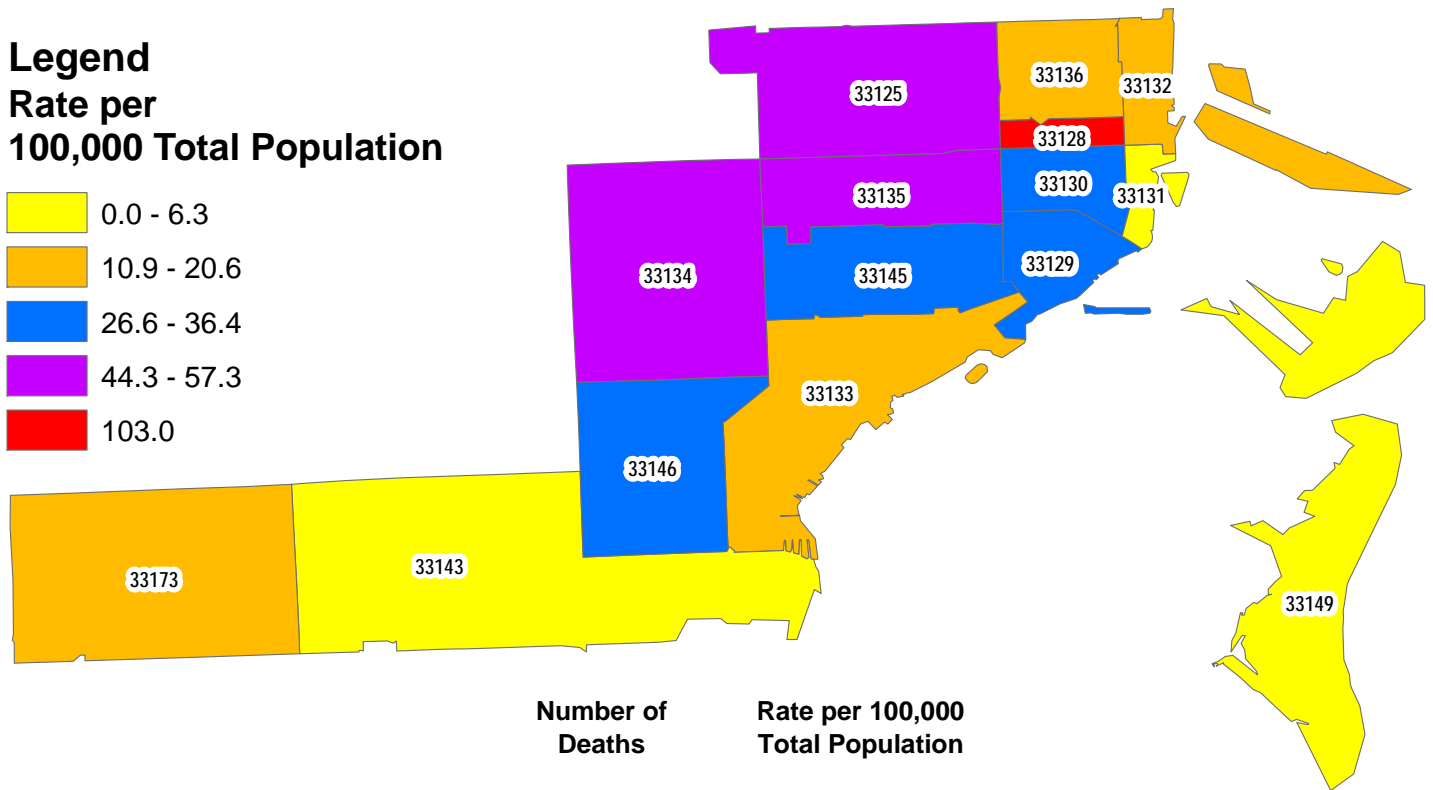
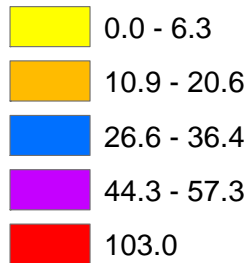
1. Miami-Dade County Health Department
2. Florida Department of Health, Office of Vital Statistics, FloridaCHARTS.com, April 29, 2008
3. Total Population - Community Sourcebook America, 2006 Edition, ESRI

# Chronic Lower Respiratory Disease Deaths 2006

## Central Miami-Dade

### Legend

Rate per  
100,000 Total Population



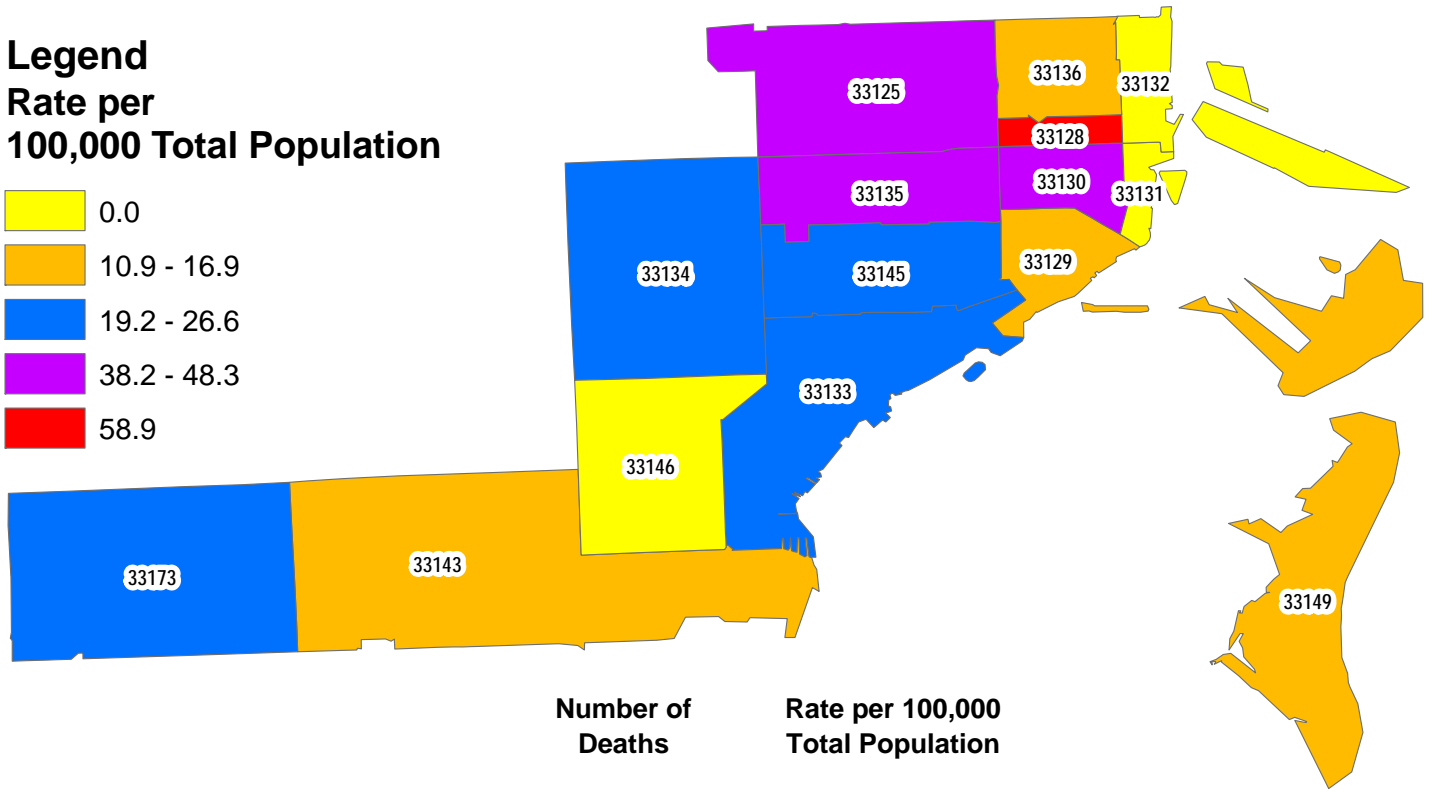
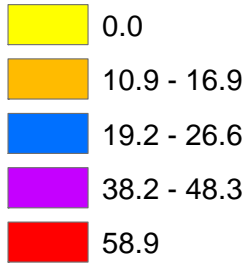
	Number of Deaths	Rate per 100,000 Total Population
<b>East Central Miami-Dade</b>	<b>78</b>	<b>34.1</b>
33125	23	44.3
33128	7	103.0
33129	4	33.7
33130	8	35.1
33131	0	0.0
33132	1	15.0
33133	4	12.8
33135	21	57.3
33136	2	10.9
33145	8	26.6
33149	0	0.0
<b>West Central Miami-Dade</b>	<b>35</b>	<b>29.2</b>
33134	20	56.1
33143	2	6.3
33146	5	36.4
33173	8	20.6
<b>Total Central Miami-Dade</b>	<b>113</b>	<b>32.4</b>
<b>Miami-Dade County</b>	<b>673</b>	<b>27.3</b>

#### Sources:

1. Miami-Dade County Health Department
2. Florida Department of Health, Office of Vital Statistics, FloridaCHARTS.com, April 29, 2008
3. Total Population - Community Sourcebook America, 2006 Edition, ESRI

# Diabetes Deaths 2006 Central Miami-Dade

## Legend Rate per 100,000 Total Population



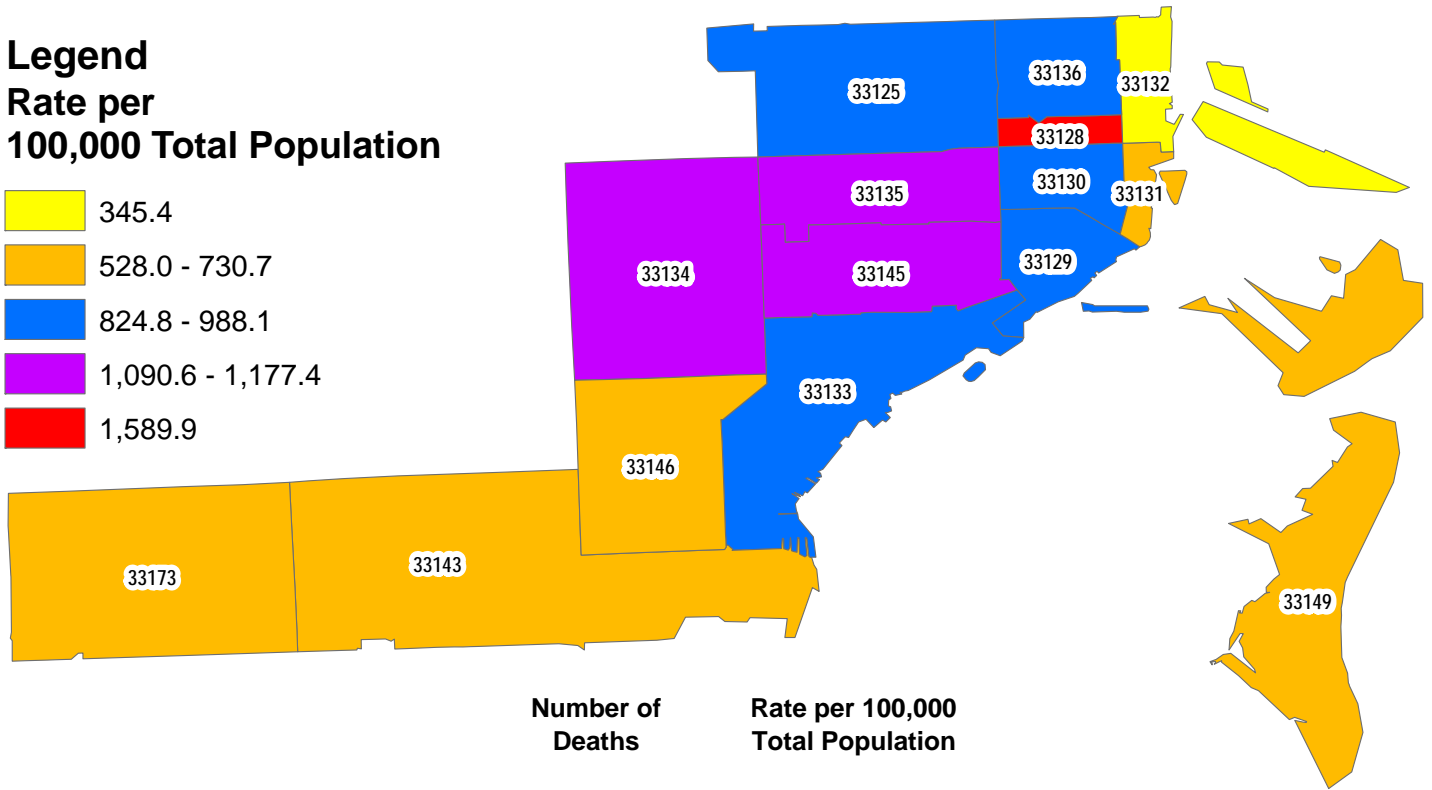
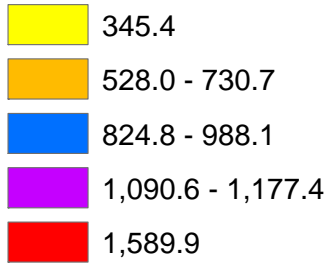
	Number of Deaths	Rate per 100,000 Total Population
<b>East Central Miami-Dade</b>	<b>70</b>	<b>30.6</b>
33125	22	42.4
33128	4	58.9
33129	2	16.9
33130	11	48.3
33131	0	0.0
33132	0	0.0
33133	6	19.2
33135	14	38.2
33136	1.5	10.9
33145	8	26.6
33149	1.5	13.3
<b>West Central Miami-Dade</b>	<b>22</b>	<b>18.3</b>
33134	9	25.2
33143	4	12.6
33146	0	0.0
33173	9	23.2
<b>Total Central Miami-Dade</b>	<b>92</b>	<b>26.4</b>
<b>Miami-Dade County</b>	<b>618</b>	<b>25.1</b>

### Sources:

1. Miami-Dade County Health Department
2. Florida Department of Health, Office of Vital Statistics, FloridaCHARTS.com, April 29, 2008
3. Total Population - Community Sourcebook America, 2006 Edition, ESRI

# All Causes Deaths 2006 Central Miami-Dade

## Legend Rate per 100,000 Total Population



	Number of Deaths	Rate per 100,000 Total Population
<b>East Central Miami-Dade</b>	<b>2,193</b>	<b>959.4</b>
33125	513	988.1
33128	108	1,589.9
33129	102	860.5
33130	204	895.8
33131	29	528.0
33132	23	345.4
33133	258	824.8
33135	407	1,110.6
33136	125	905.1
33145	354	1,177.4
33149	70	619.9
<b>West Central Miami-Dade</b>	<b>928</b>	<b>773.5</b>
33134	389	1,090.6
33143	174	548.8
33146	81	589.8
33173	284	730.7
<b>Total Central Miami-Dade</b>	<b>3,121</b>	<b>895.4</b>
<b>Miami-Dade County</b>	<b>18,210</b>	<b>738.9</b>

### Sources:

1. Miami-Dade County Health Department
2. Florida Department of Health, Office of Vital Statistics, FloridaCHARTS.com, April 29, 2008
3. Total Population - Community Sourcebook America, 2006 Edition, ESRI