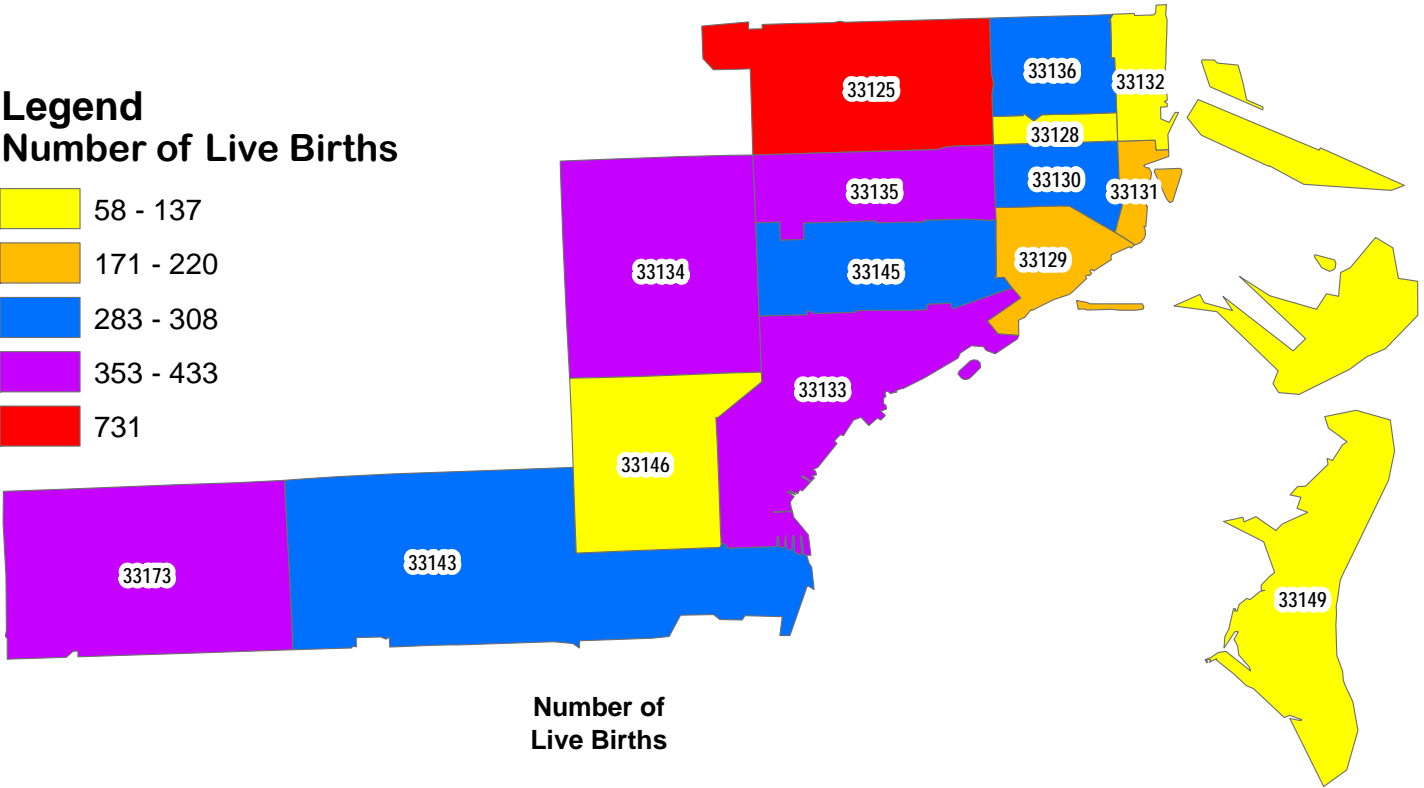
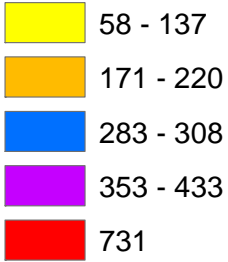


Births 2006 Central Miami-Dade

**Legend
Number of Live Births**



East Central Miami-Dade	3,134
33125	731
33128	100
33129	220
33130	283
33131	171
33132	58
33133	394
33135	433
33136	299
33145	308
33149	137
West Central Miami-Dade	1,149
33134	383
33143	294
33146	119
33173	353
Total Central Miami-Dade	4,283
Miami-Dade County	33,739

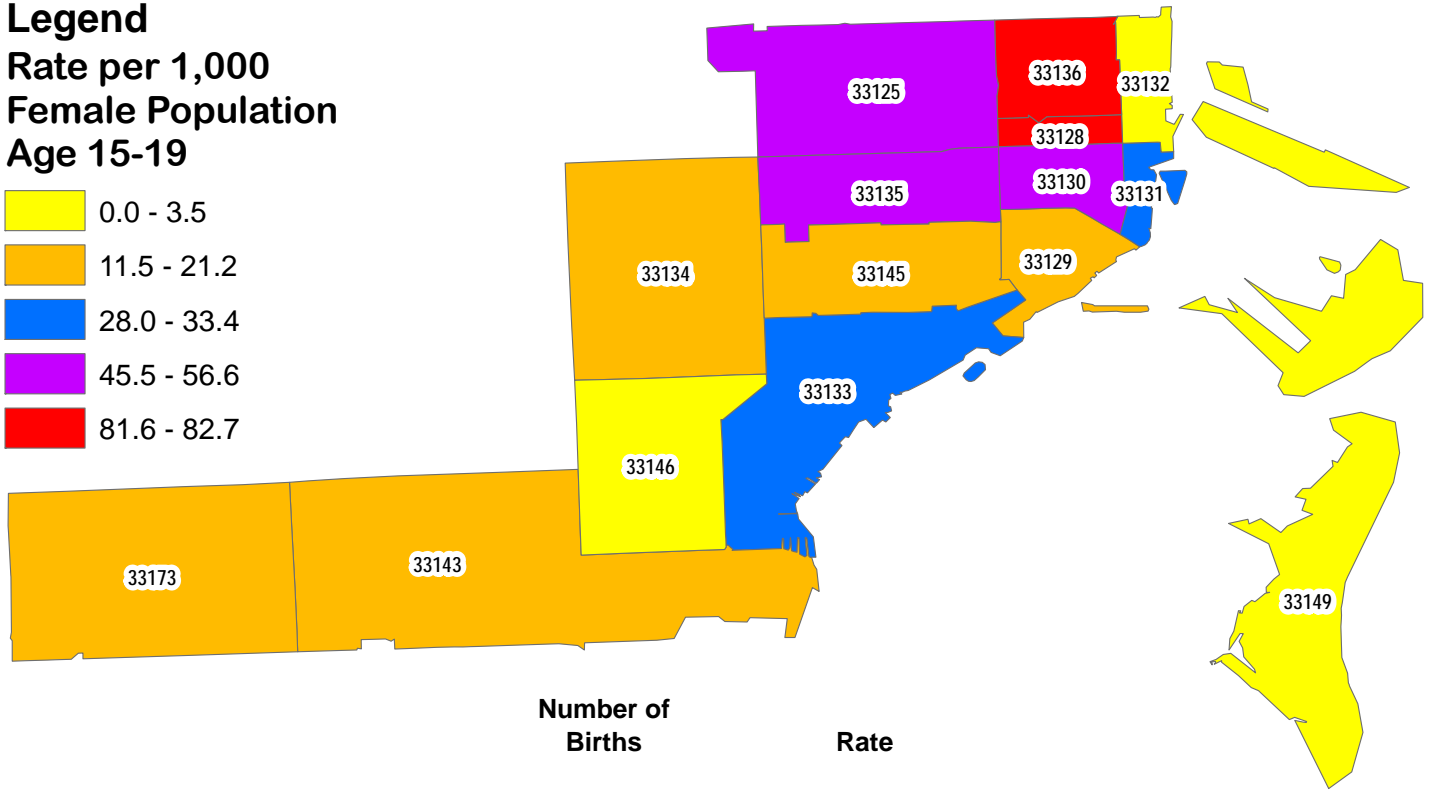
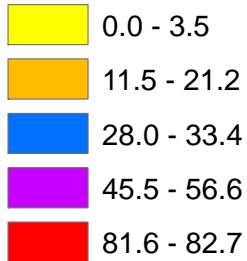
Sources:
 1. Miami-Dade County Health Department
 2. Florida Department of Health, Office of Vital Statistics, FloridaCHARTS.com, April 29, 2008

Teen (Age 15-19) Birth Rate 2006

Central Miami-Dade

Legend

Rate per 1,000
Female Population
Age 15-19



	Number of Births	Rate
East Central Miami-Dade	295	43.8
33125	92	56.6
33128	15	82.7
33129	4	18.1
33130	30	45.5
33131	2	28.0
33132	0	0.0
33133	29	33.4
33135	55	46.6
33136	48	81.6
33145	20	21.2
33149	0	0.0
West Central Miami-Dade	44	10.1
33134	12	13.6
33143	12	11.5
33146	4	3.5
33173	16	12.5
Total Central Miami-Dade	339	30.6
Miami-Dade County	3,017	33.3

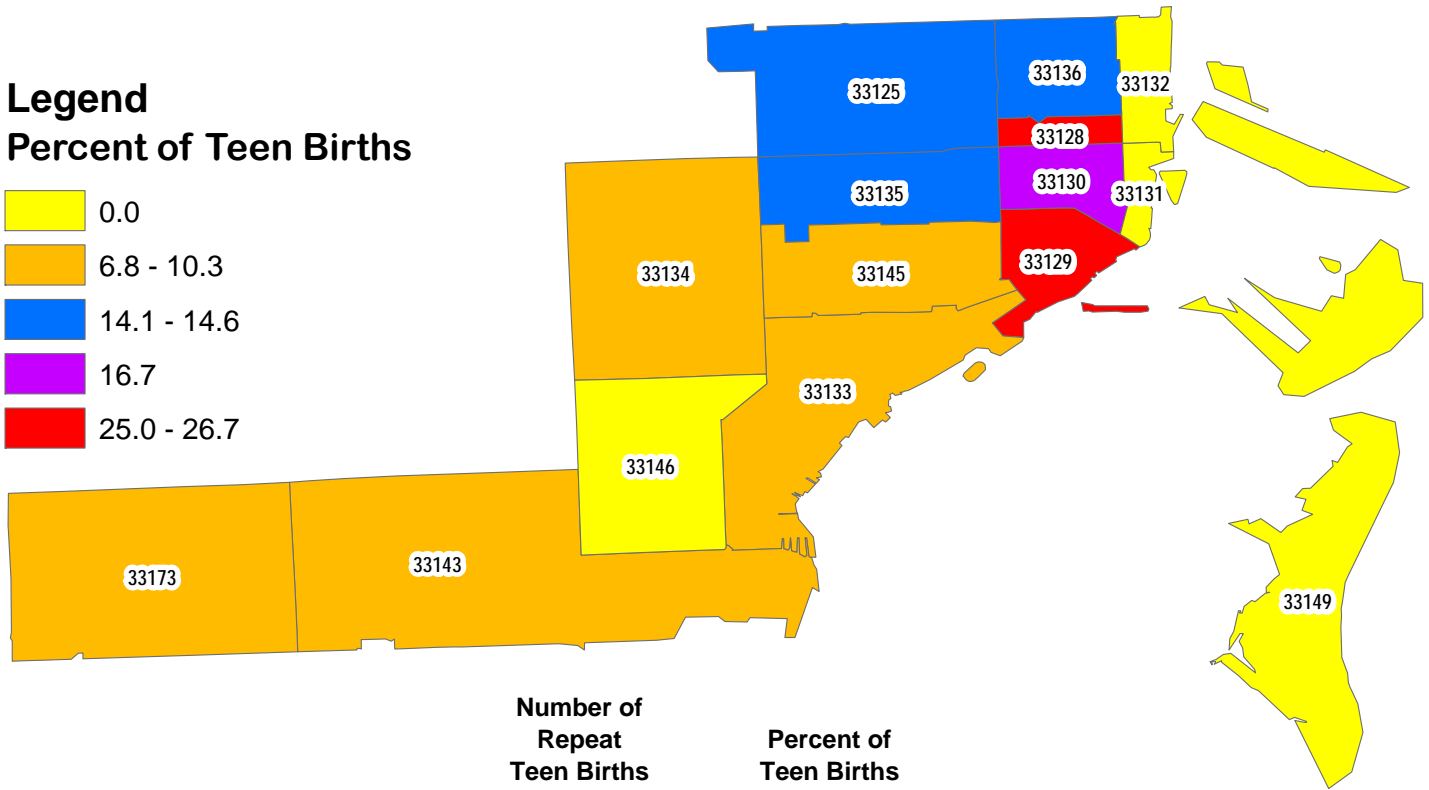
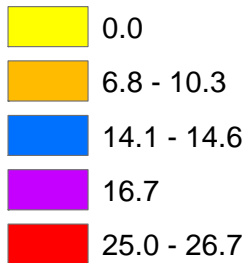
Sources:

1. Miami-Dade County Health Department
2. Florida Department of Health, Office of Vital Statistics, FloridaCHARTS.com, April 29, 2008
3. Female Population Age 15-19 - Community Sourcebook America, 2006 Edition, ESRI

Repeat Teen (Age 15-19) Births 2006 Central Miami-Dade

Legend

Percent of Teen Births



	Number of Repeat Teen Births	Percent of Teen Births
East Central Miami-Dade	43	14.6
33125	13	14.1
33128	4	26.7
33129	1	25.0
33130	5	16.7
33131	0	0.0
33132	0	0.0
33133	3	10.3
33135	8	14.5
33136	7	14.6
33145	2	10.0
33149	0	0.0
West Central Miami-Dade	3	6.8
33134	1	6.8
33143	1	6.8
33146	0	0.0
33173	1	6.8
Total Central Miami-Dade	46	13.6
Miami-Dade County	507	16.8

Sources:

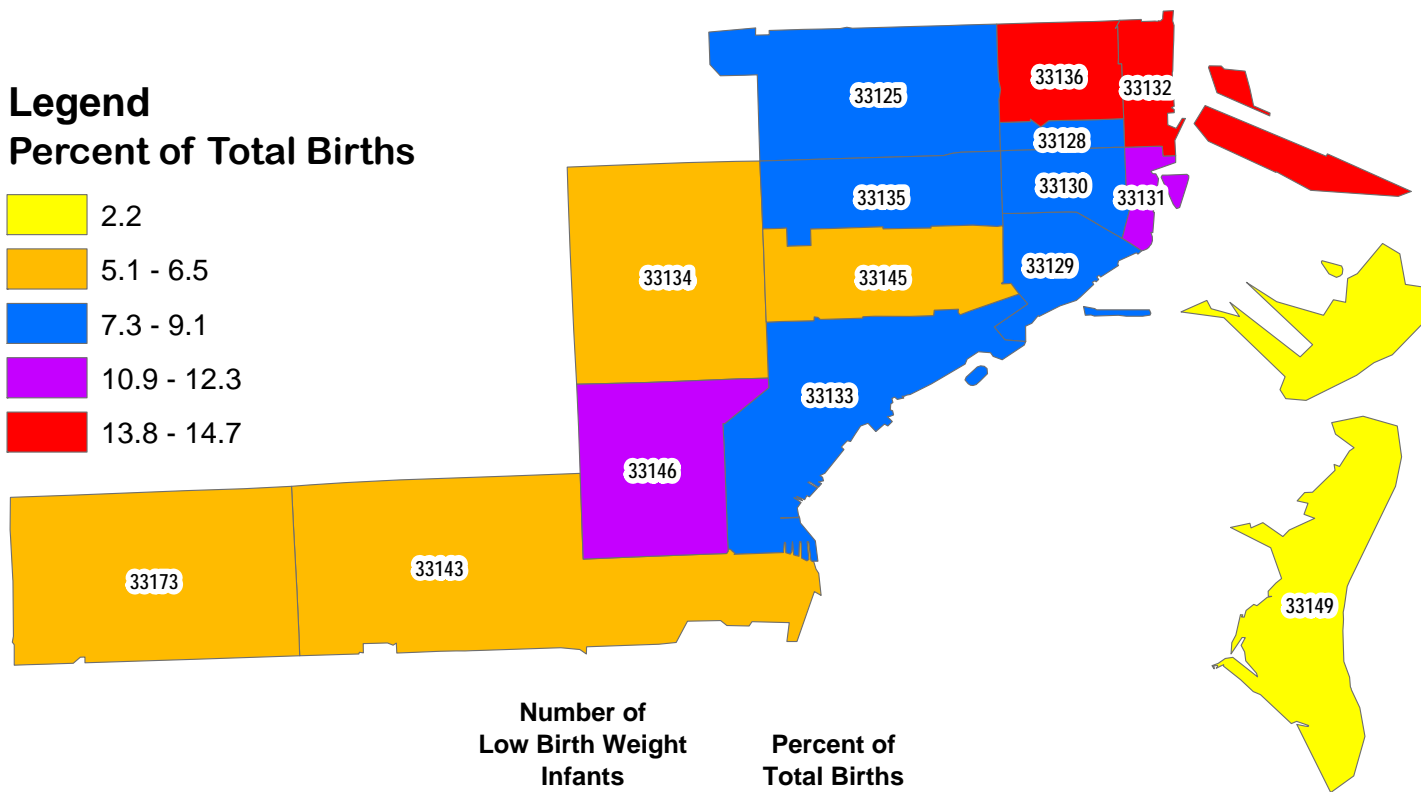

1. Miami-Dade County Health Department
2. Florida Department of Health, Office of Vital Statistics, FloridaCHARTS.com, April 29, 2008

Low Birthweight (<2,500 grams) Infants 2006

Central Miami-Dade

Legend

Percent of Total Births



	Number of Low Birth Weight Infants	Percent of Total Births
East Central Miami-Dade	261	8.3
33125	53	7.3
33128	8	8.0
33129	20	9.1
33130	21	7.4
33131	21	12.3
33132	8	13.8
33133	31	7.9
33135	35	8.1
33136	44	14.7
33145	17	5.5
33149	3	2.2
West Central Miami-Dade	73	6.4
33134	23	6.0
33143	19	6.5
33146	13	10.9
33173	18	5.1
Total Central Miami-Dade	334	7.8
Miami-Dade County	2,901	8.6

Sources:

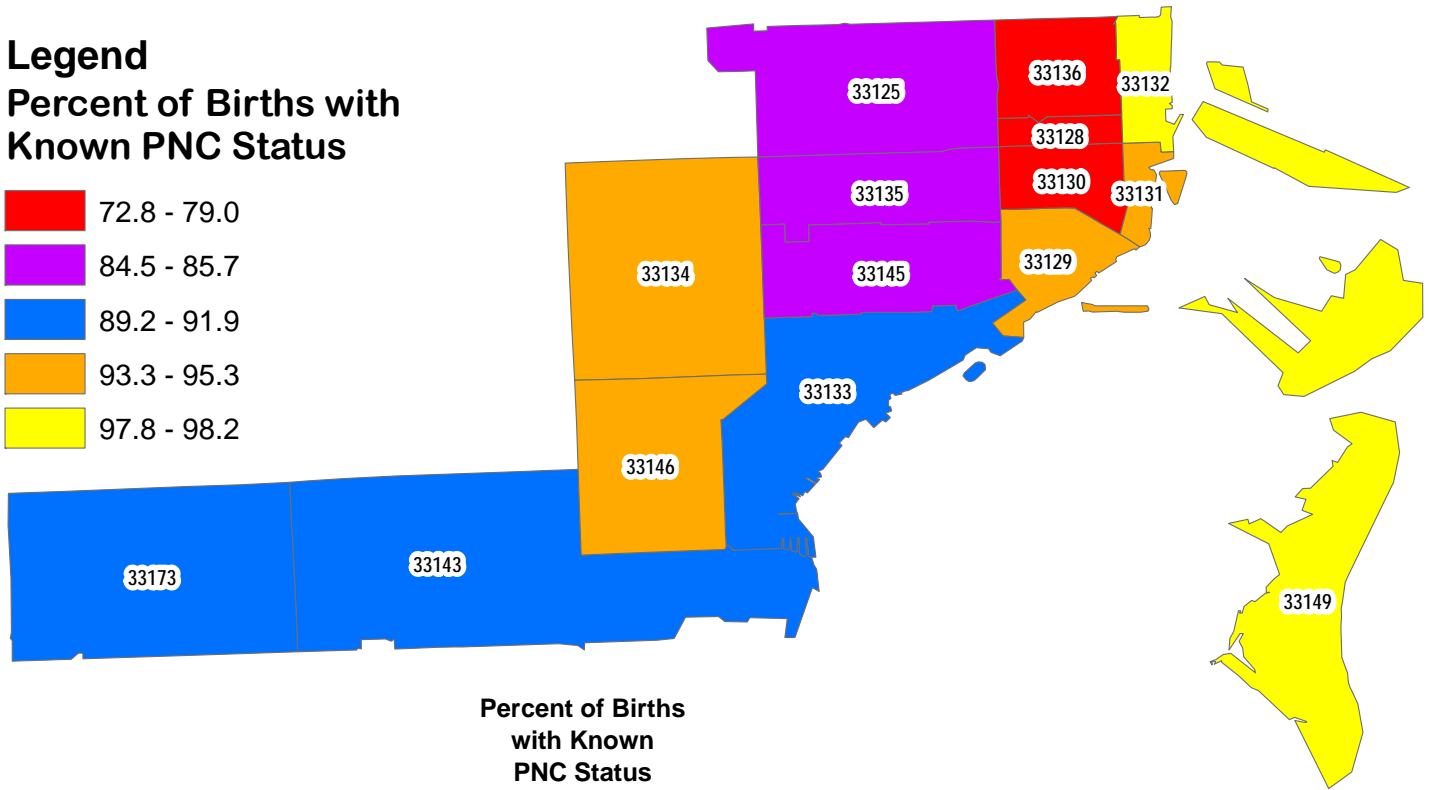
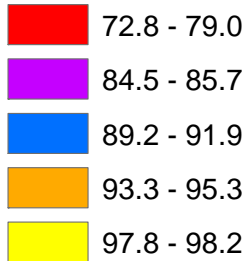
1. Miami-Dade County Health Department

2. Florida Department of Health, Office of Vital Statistics, FloridaCHARTS.com, April 29, 2008

Births to Mothers with 1st Trimester Prenatal Care (PNC) 2006 Central Miami-Dade

Legend

Percent of Births with Known PNC Status



Percent of Births with Known PNC Status

East Central Miami-Dade	85.7
33125	84.5
33128	72.8
33129	93.7
33130	79.0
33131	93.3
33132	98.2
33133	91.9
33135	84.5
33136	74.3
33145	85.7
33149	97.8
West Central Miami-Dade	91.8
33134	93.6
33143	91.4
33146	95.3
33173	89.2
Total Central Miami-Dade	87.4
Miami-Dade County	82.8

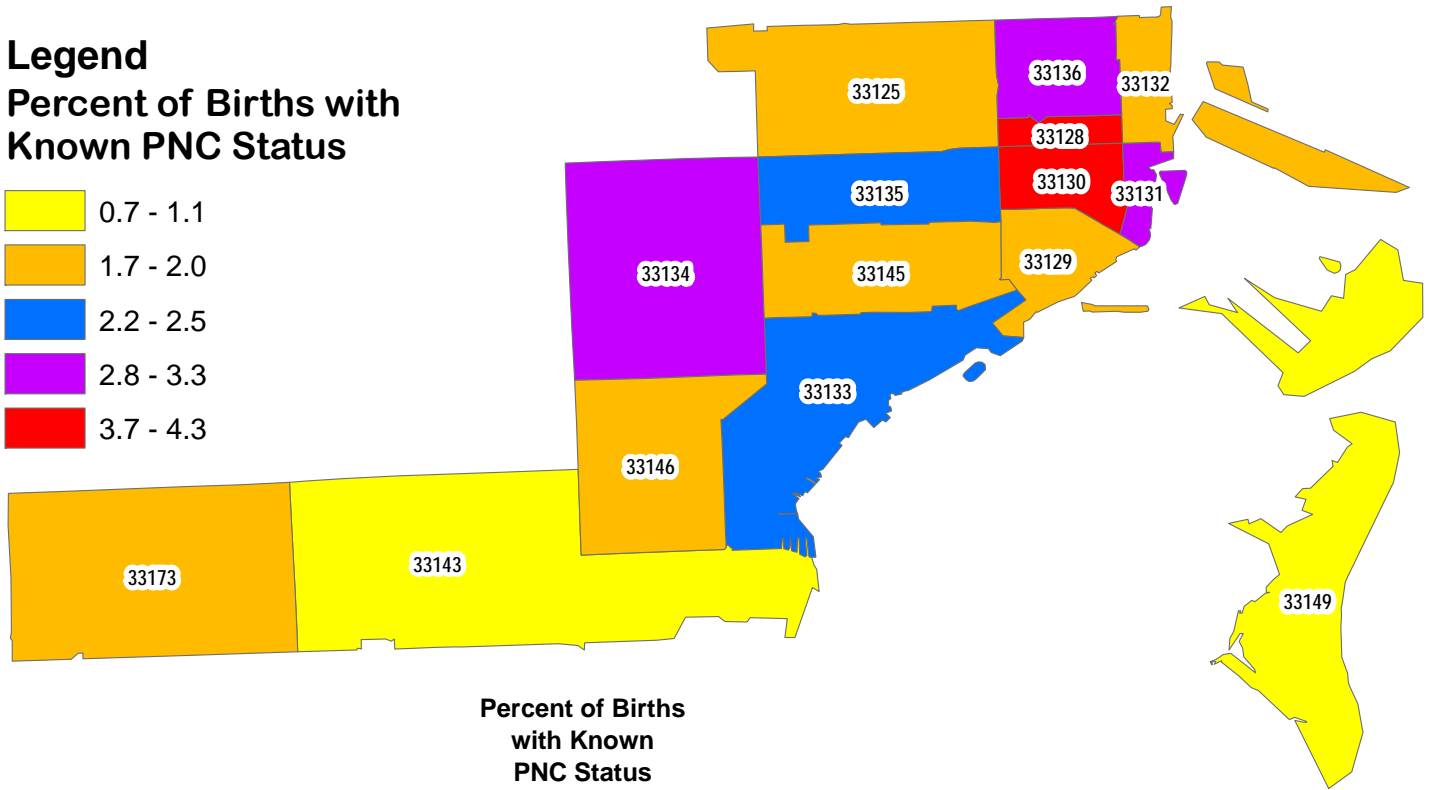

Sources:

1. Miami-Dade County Health Department
2. Florida Department of Health, Office of Vital Statistics, FloridaCHARTS.com, April 29, 2008

Births to Mothers with 3rd Trimester or No Prenatal Care (PNC) 2006 Central Miami-Dade

Legend

Percent of Births with
Known PNC Status



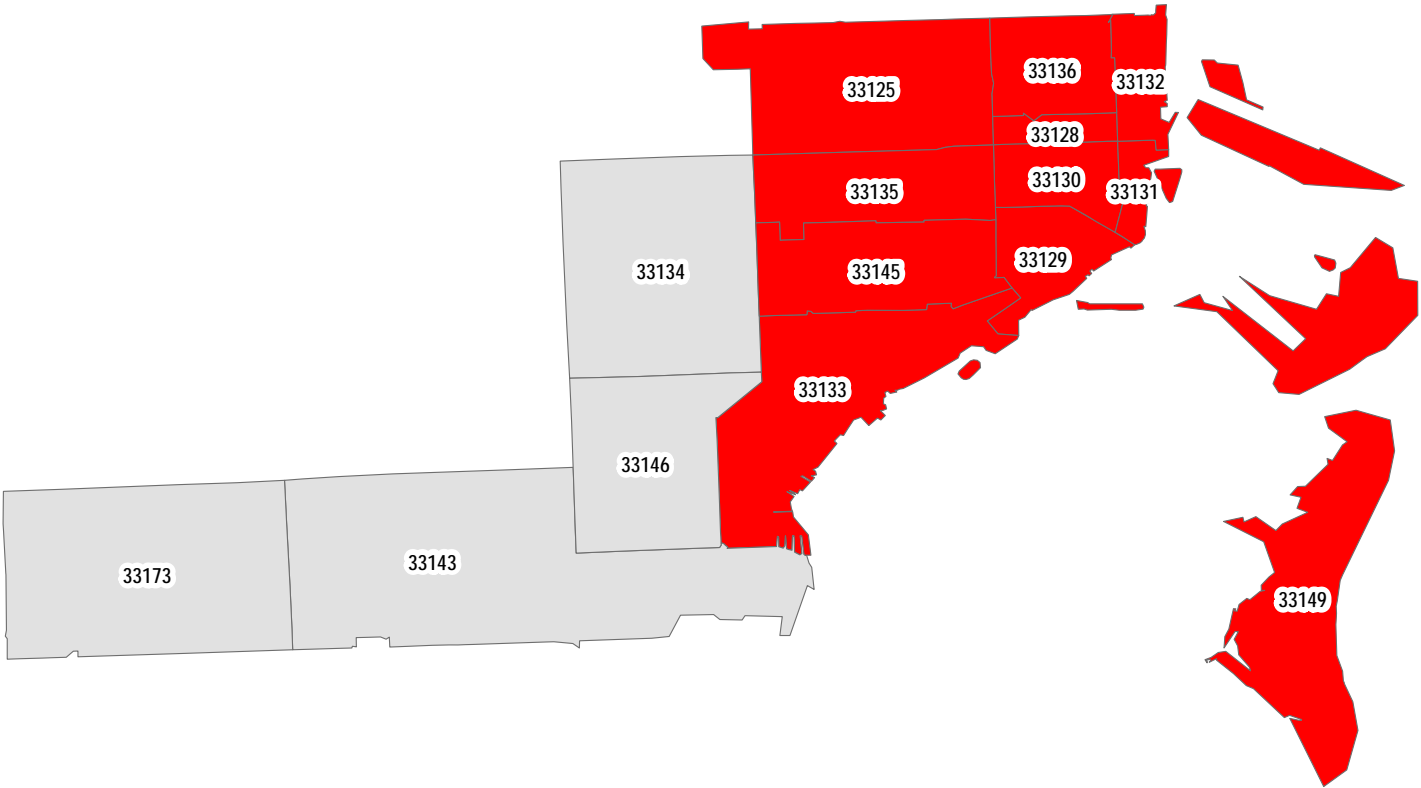
Percent of Births
with Known
PNC Status

East Central Miami-Dade	2.4
33125	2.0
33128	4.3
33129	1.9
33130	3.7
33131	3.0
33132	1.8
33133	2.2
33135	2.5
33136	3.3
33145	1.7
33149	0.7
West Central Miami-Dade	2.0
33134	2.8
33143	1.1
33146	1.9
33173	1.8
Total Central Miami-Dade	2.3
Miami-Dade County	3.7

Sources:

1. Miami-Dade County Health Department
2. Florida Department of Health, Office of Vital Statistics, FloridaCHARTS.com, April 29, 2008

Infant Deaths 2006 Central Miami-Dade



Zip code Level data is not available.
 Zip codes within Central Miami-Dade have only 0 - 2 infant deaths.
 It is the policy of the Department of Health not to release aggregated data with less than 3 cases.

2006	East Central Miami-Dade	West Central Miami-Dade	Total Central Miami-Dade	Miami-Dade County
Infant Deaths	31	6	37	218
Rate per 1,000 Live Births	9.9	5.2	8.6	6.5

Sources:
 1. Miami-Dade County Health Department
 2. Florida Department of Health, Office of Vital Statistics, FloridaCHARTS.com, April 29, 2008