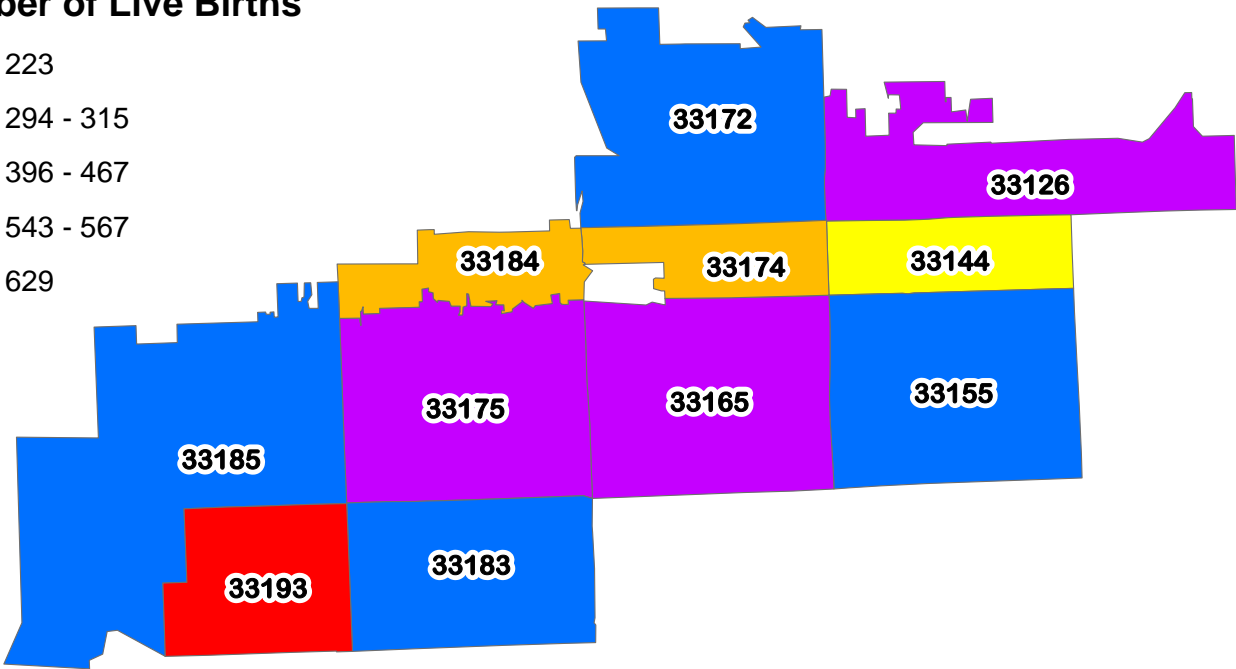



# Births 2006 West Miami-Dade

## Legend

### Number of Live Births



### Number of Live Births

33126	543
33144	223
33155	467
33165	567
33172	459
33174	315
33175	558
33183	412
33184	294
33185	396
33193	629

**West Miami-Dade** **4,863**

**Miami-Dade County** **33,739**

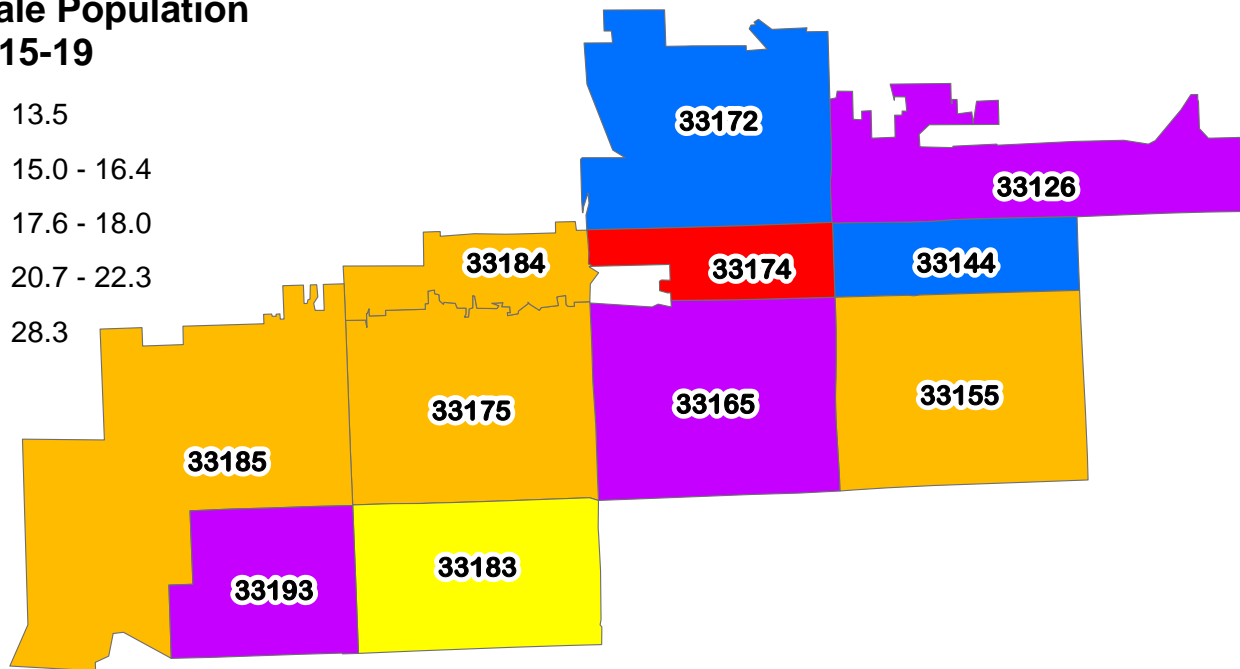
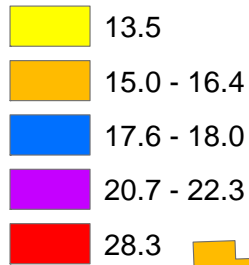
Source: Miami-Dade County Health Department

# Teen (Age 15-19) Birth Rate 2006

## West Miami-Dade

### Legend

Rate per 1,000  
Female Population  
Age 15-19



	Number of Births	Rate
33126	36	22.1
33144	11	17.6
33155	20	15.0
33165	40	22.3
33172	25	18.0
33174	29	28.3
33175	36	16.4
33183	19	13.5
33184	14	16.2
33185	11	15.2
33193	39	20.7
<b>West Miami-Dade</b>	<b>280</b>	<b>18.8</b>
<b>Miami-Dade County</b>	<b>3,017</b>	<b>33.3</b>

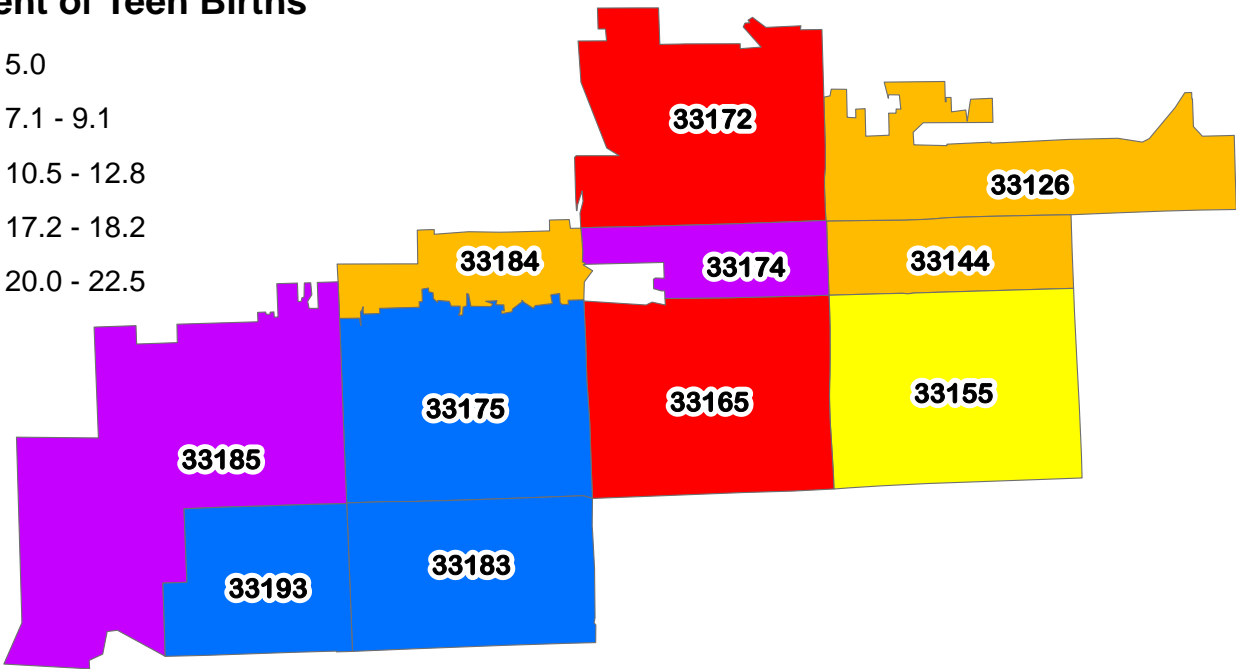
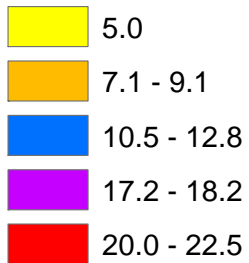
Sources:

1. Mami-Dade County Health Department
2. Female Population Age 15-19 - Community Sourcebook America, 2006 Edition, ESRI

# Repeat Teen (Age 15-19) Births 2006 West Miami-Dade

## Legend

### Percent of Teen Births



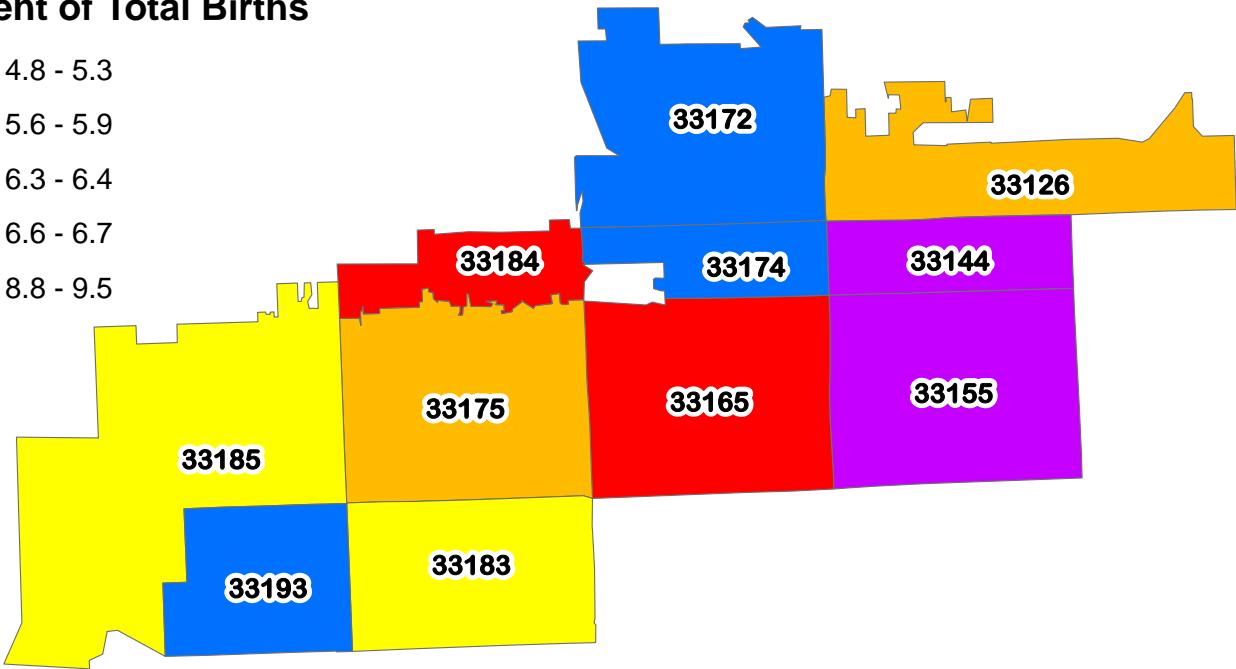
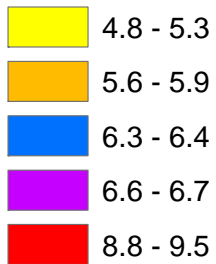
	Number of Repeat Teen Births	Percent of Teen Births
33126	3	8.3
33144	1	9.1
33155	1	5.0
33165	9	22.5
33172	5	20.0
33174	5	17.2
33175	4	11.1
33183	2	10.5
33184	1	7.1
33185	2	18.2
33193	5	12.8
<b>West Miami-Dade</b>	<b>38</b>	<b>13.6</b>
<b>Miami-Dade County</b>	<b>507</b>	<b>16.8</b>

Source: Miami-Dade County Health Department

# Low Birthweight (<2,500 grams) Infants 2006 West Miami-Dade

## Legend

### Percent of Total Births



	Number of Low Birth Weight Infants	Percent of Total Births
33126	32	5.9
33144	15	6.7
33155	31	6.6
33165	50	8.8
33172	29	6.3
33174	20	6.3
33175	31	5.6
33183	22	5.3
33184	28	9.5
33185	19	4.8
33193	40	6.4
<b>West Miami-Dade</b>	<b>317</b>	<b>6.5</b>
<b>Miami-Dade County</b>	<b>2,901</b>	<b>8.6</b>

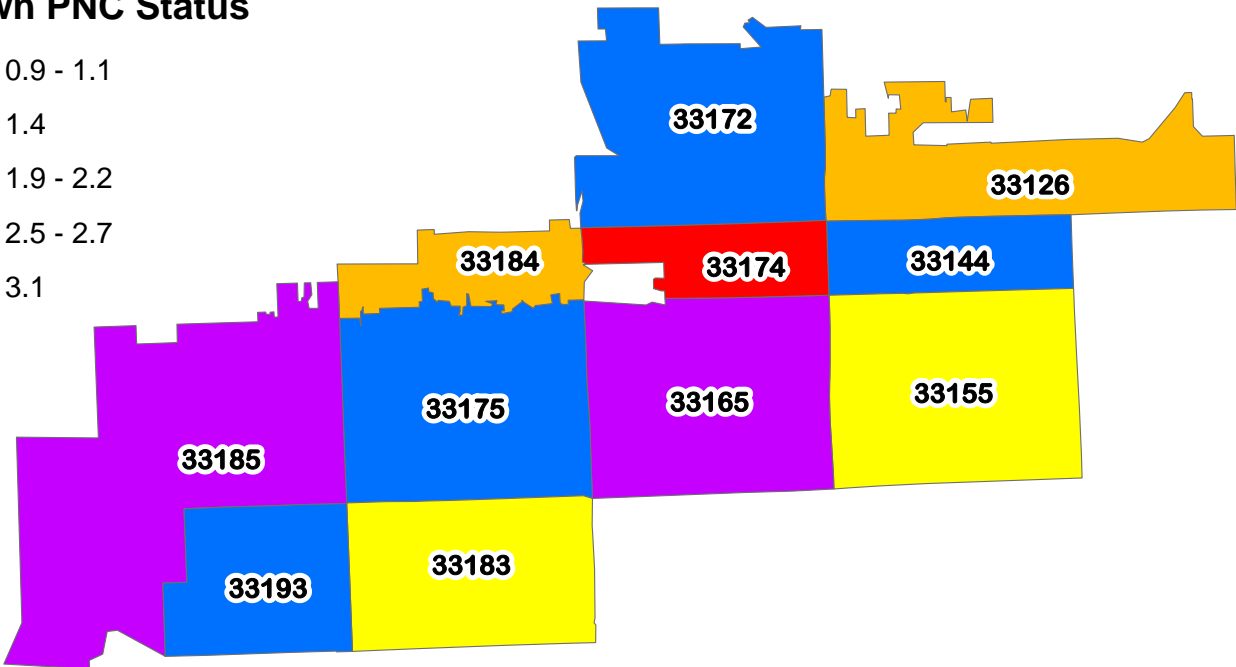
Source: Miami-Dade County Health Department



# Births to Mothers with 3rd Trimester or No Prenatal Care (PNC) 2006 West Miami-Dade

## Legend

Percent of Births with  
Known PNC Status



Percent of Births  
with Known  
PNC Status

33126	1.4
33144	1.9
33155	0.9
33165	2.7
33172	2.2
33174	3.1
33175	2.0
33183	1.1
33184	1.4
33185	2.5
33193	2.1

**West Miami-Dade** 1.9

**Miami-Dade County** 3.7

Source: Miami-Dade County Health Department

# Infant Deaths 2006 West Miami-Dade

## Legend

Rate per  
1,000 Live Births

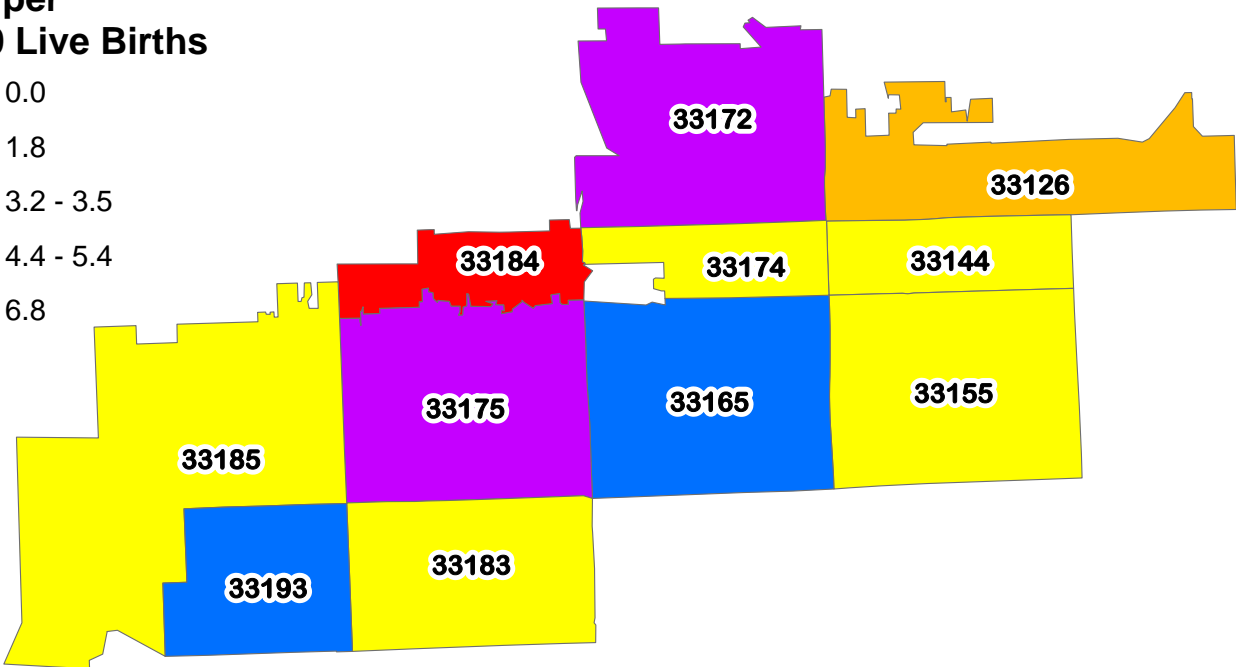
0.0

1.8

3.2 - 3.5

4.4 - 5.4

6.8



	Number of Infant Deaths	Rate per 1,000 Live Births
33126	1	1.8
33144	0	0.0
33155	0	0.0
33165	2	3.5
33172	2	4.4
33174	0	0.0
33175	3	5.4
33183	0	0.0
33184	2	6.8
33185	0	0.0
33193	2	3.2
<b>West Miami-Dade</b>	<b>12</b>	<b>2.5</b>
<b>Miami-Dade County</b>	<b>218</b>	<b>6.5</b>

Source: Miami-Dade County Health Department